

# EL-TAE-LED

LED elevated Runway Threshold/End Light- Airsafe



**Airsafe**

**Contact details:**



E-mail: [aes@aes-europe.com](mailto:aes@aes-europe.com)



Phone Number:  
+00376 665572



## Compliance

- ICAO Annex. 14, Vol. I
- FAA AC 150/5345-46
- EB 67 D
- IEC-TS 61827
- EASA: CS-ADR-DSN
- STANAG 3316
- AENA PPT-015\_06-12

## Uses

LED elevated Runway threshold/end light for airports CAT I, II & III, according to ICAO Fig A2-3 & A2-8.

## Features

- Robust base built on high strength aluminum alloy, anti-corrosion treatment and excellent thermal dissipation.
- Reduced height to minimize the jet blast impact.
- Stainless steel hardware to grant the waterproof and corrosion resistance.
- Glass diffuser with high resistance to the temperature and abrasion.
- Long-life and robust design to guarantee the waterproof of the equipment over the years.
- Integrated electronic encapsulated in epoxy resin.
- Compatible with existing serial circuits without need of changing the isolation transformers.
- Regulated light output.
- Optional "Fail Open" monitoring device and Artic Kit.
- Integrated surge protection.
- Efficient control of LEDs operating temperature, increasing the light life and avoiding color change.
- Saturated LED colors ensuring clear identification of the lights at all brightness levels and any viewing angle.
- The long-life of the equipments, with low maintenance and consumption, involve directly a reduction of operational costs.
- Optional anti-birds device available.

## Specifications

- Power: 2.8A ~ 6.6A, according to FAA EB67D.
- Average life: minimum 60.000h at maximum brightness and 100.000h in a normal operating conditions.
- Color: Green & Red.
- Consumption: 20VA. When Artic Kit on: 32VA.
- Index Protection: IP65.
- Installation 45W isolation transformer.

## Contact details:



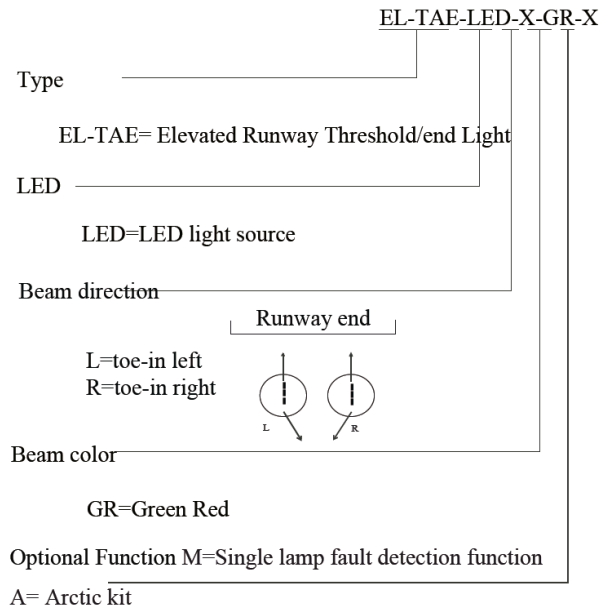
E-mail: [aes@aes-europe.com](mailto:aes@aes-europe.com)



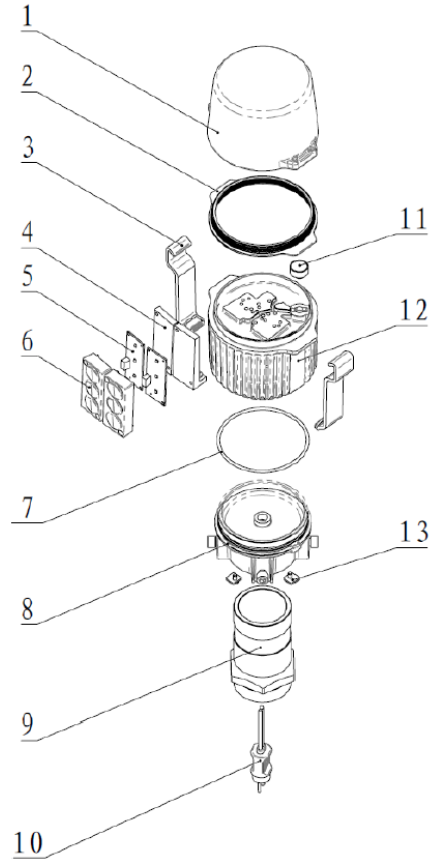
Phone Number:  
+00376 665572



## Order Code



## Structure



- |                            |                                   |
|----------------------------|-----------------------------------|
| 1. Lamp shade              | 11. Horizontal level              |
| 2. Light body gasket       | 12. Light body assy (with driver) |
| 3. Hasp                    | 13. Square washer                 |
| 4. Lamp holder             |                                   |
| 5. LED lamp assy           |                                   |
| 6. Lens                    |                                   |
| 7. Lighting fixture gasket |                                   |
| 8. Light body support      |                                   |
| 9. Frangible coupling      |                                   |
| 10. A6 plug                |                                   |

## Installation

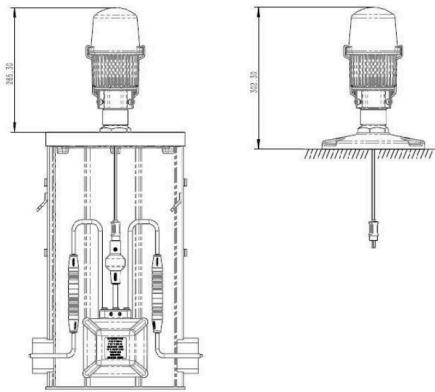


Fig 1. On 12" deep base.

Fig 2. On flange

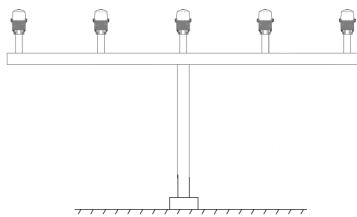


Fig 3. On approach mast.

### Contact details:



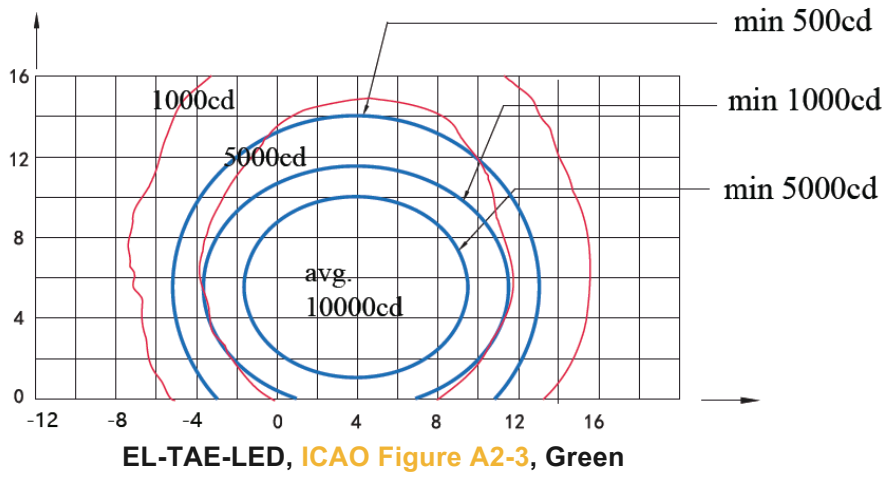
E-mail: [aes@aes-europe.com](mailto:aes@aes-europe.com)



Phone Number:  
+00376 665572



## Photometry



### Contact details:



E-mail: [aes@aes-europe.com](mailto:aes@aes-europe.com)



Phone Number:  
+00376 665572